



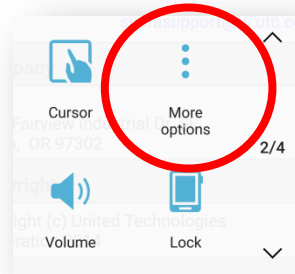
# How to *Turn on the Assistant Menu in Androids*

To use some application functions, the Assistant menu option in Android must be turned on. Some functions that are affected in the eKEY app:

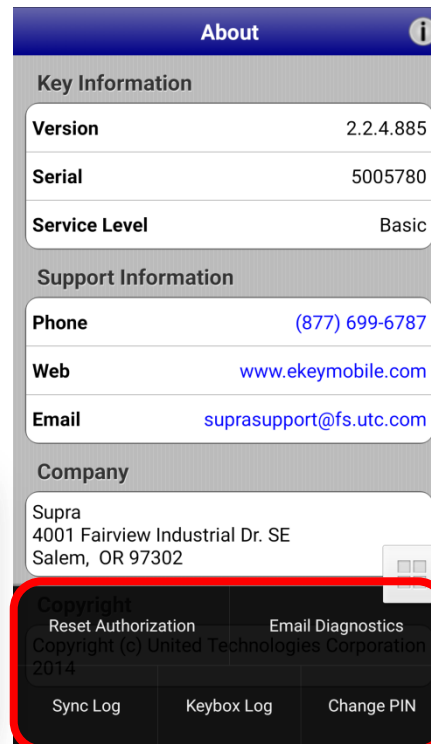
- Emergency Update
- Change PIN
- Reset Authorization

*Note:* The Assistant menu may look like  or .


In the eKEY app, click the **Assistant menu** icon and scroll to **More options** to get to the desired function.



*These are general instructions and your experience may differ depending on your device, operating system, or service provider.*



- Reset Authorization
- Change PIN
- Email Diagnostics
- Sync Log
- Keybox Log



- Emergency Update

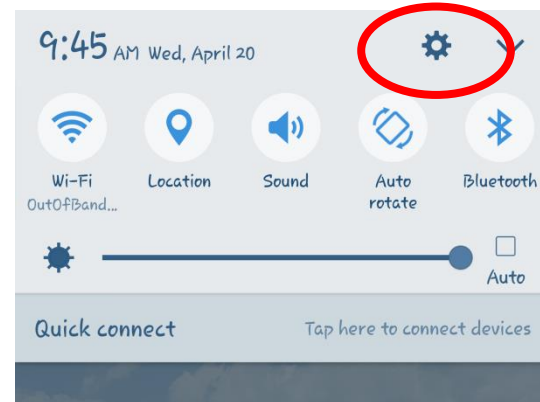


# How to *Turn on the Assistant Menu in Androids*

1. Go to phone **Settings**.

## Generic Instructions

1. Go to the phone **Settings**.
2. Tap **Accessibility**.
3. Tap **Dexterity and interaction**.
4. Tap **Assistant menu**.
5. Tap OFF to **ON**.

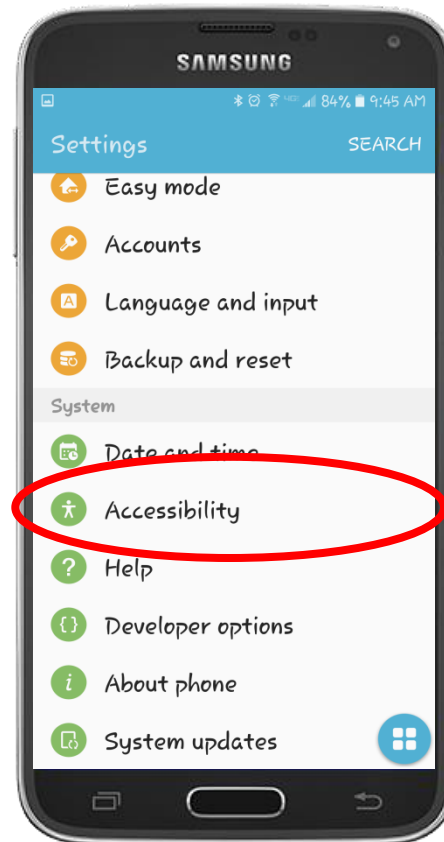


# How to *Turn on the Assistant Menu in Androids*

## 2. Tap **Accessibility**.

### Generic Instructions

1. Go to the phone **Settings**.
2. Tap **Accessibility**.
3. Tap **Dexterity and interaction**.
4. Tap **Assistant menu**.
5. Tap OFF to **ON**.

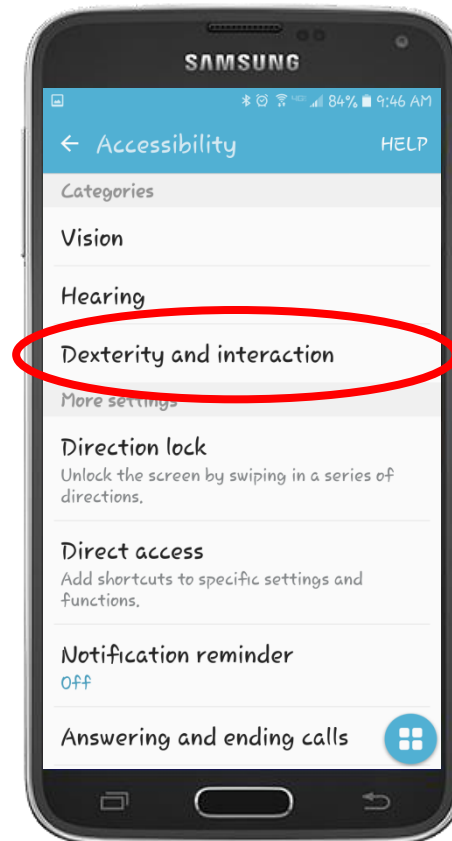


# How to *Turn on the Assistant Menu in Androids*

## 3. Tap **Dexterity and interaction**.

### Generic Instructions

1. Go to the phone **Settings**.
2. Tap **Accessibility**.
3. Tap **Dexterity and interaction**.
4. Tap **Assistant menu**.
5. Tap OFF to ON.

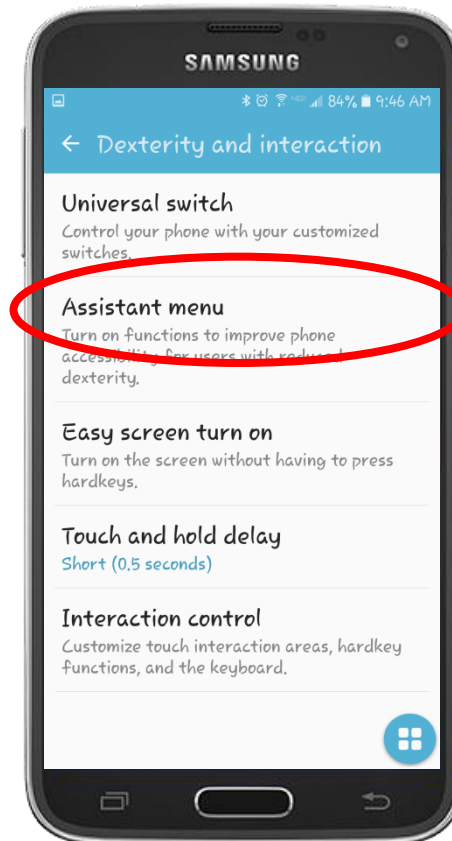


# How to *Turn on the Assistant Menu in Androids*

## 4. Tap **Assistant menu**.

### Generic Instructions

1. Go to the phone **Settings**.
2. Tap **Accessibility**.
3. Tap **Dexterity and interaction**.
4. Tap **Assistant menu**.
5. Tap OFF to ON.



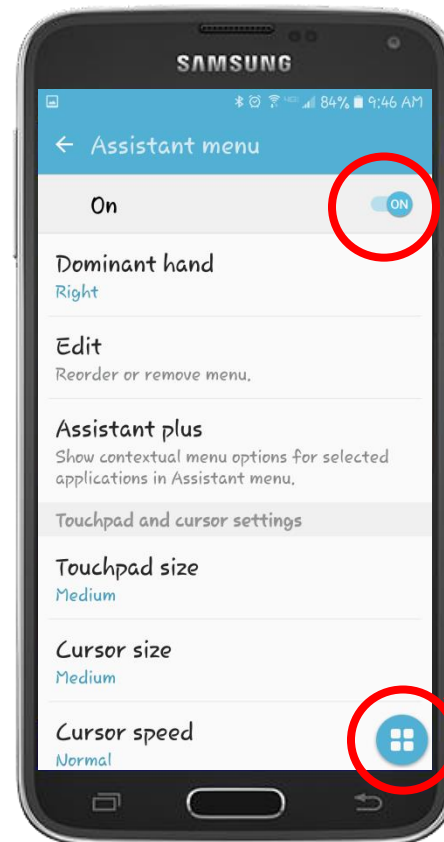
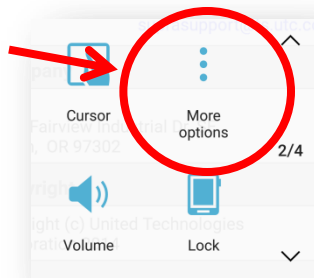
# How to *Turn on the Assistant Menu in Androids*

5. Tap OFF to **ON**.

## Generic Instructions

1. Go to the phone **Settings**.
2. Tap **Accessibility**.
3. Tap **Dexterity and interaction**.
4. Tap **Assistant menu**.
5. Tap OFF to **ON**.

*In the eKEY app, click the Assistant menu icon and scroll to More options to get to the desired function.*



*This icon appears on your screen. You can click and hold to drag it to a better position on your phone screen.*

For the latest information, visit us at [www.supraekey.com](http://www.supraekey.com) and select the **Customer Support** tab.

For more information on compatible phones and tablets, select the ***Compatible eKEY Devices List*** button on the [www.supraekey.com](http://www.supraekey.com) home page.



© 2016 United Technologies Corporation. All rights reserved. Supra is a part of UTC Climate, Controls & Security (CCS), and a unit of United Technologies Corporation. Supra and eKEY are registered trademarks of United Technologies Corporation. Other brand and product names are or may be the trademarks of, and are used to identify products or services of, their respective owners. User experience may vary depending on the device manufacturer, cellular reception, data plan, and other variables beyond Supra's control.

