

How to *Update a Key* when Out of Cellular Coverage

1. Get an update code.

XpressKEY®

1. Get an update code from your system administrator, SupraWEB, or call 1-888-968-4032, US and Canada only.
2. Tap on the **arrow**.
3. Tap **Next**.
4. Tap **Input Update**.
5. Type in the update code and **Enter**.
6. Tap **Done** to exit.

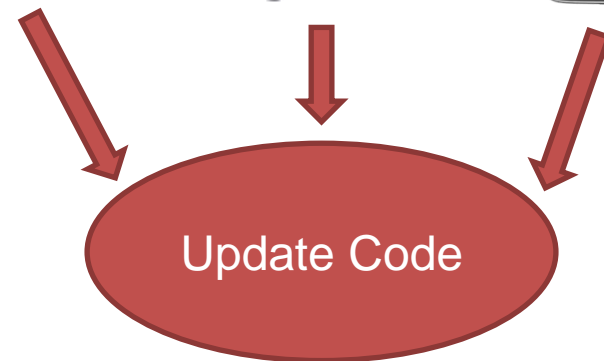
System Administrator



SupraWEB



KIMVoice



How to *Update a Key* when Out of Cellular Coverage

2. Tap on the **arrow**.

XpressKEY

1. Get an update code from your system administrator, SupraWEB, or call 1-888-968-4032, US and Canada only.
2. Tap on the **arrow**.
3. Tap **Next**.
4. Tap **Input Update**.
5. Type in the update code and **Enter**.
6. Tap **Done** to exit.

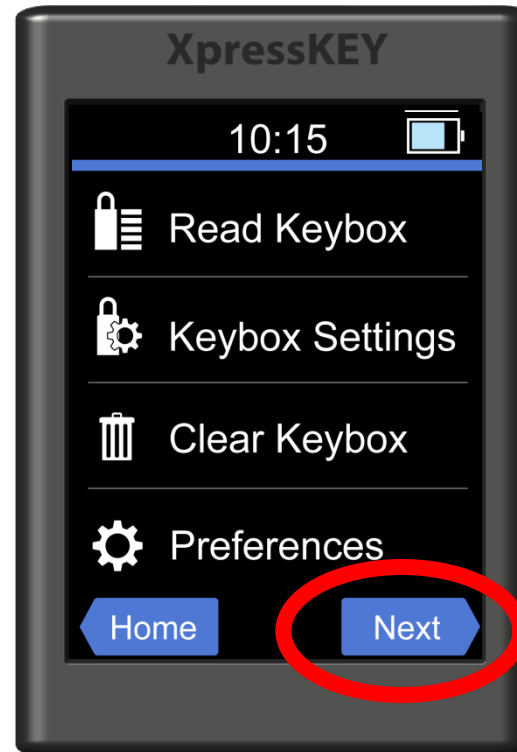


How to *Update a Key* when Out of Cellular Coverage

3. Tap **Next**.

XpressKEY

1. Get an update code from your system administrator, SupraWEB, or call 1-888-968-4032, US and Canada only.
2. Tap on the **arrow**.
3. Tap **Next**.
4. Tap **Input Update**.
5. Type in the update code and **Enter**.
6. Tap **Done** to exit.



How to *Update a Key* when Out of Cellular Coverage

XpressKEY

1. Get an update code from your system administrator, SupraWEB, or call 1-888-968-4032, US and Canada only.
2. Tap on the **arrow**.
3. Tap **Next**.
4. Tap **Input Update**.
5. Type in the update code and **Enter**.
6. Tap **Done** to exit.

4. Tap **Input Update**.



How to *Update a Key* when Out of Cellular Coverage

XpressKEY

1. Get an update code from your system administrator, SupraWEB, or call 1-888-968-4032, US and Canada only.
2. Tap on the **arrow**.
3. Tap **Next**.
4. Tap **Input Update**.
5. Type in the update code and **Enter**.
6. Tap **Done** to exit.

5. Type in the update code and **Enter**.

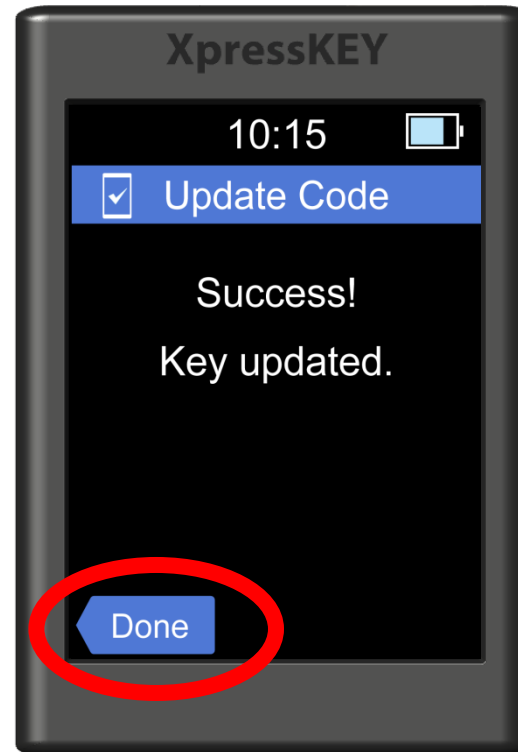


How to *Update a Key* when Out of Cellular Coverage

6. Tap **Done** to exit.

XpressKEY

1. Get an update code from your system administrator, SupraWEB, or call 1-888-968-4032, US and Canada only.
2. Tap on the **arrow**.
3. Tap **Next**.
4. Tap **Input Update**.
5. Type in the update code and **Enter**.
6. Tap **Done** to exit.



For the latest information, visit us at www.supraekey.com and select the **Customer Support** tab.



© 2016 United Technologies Corporation. All rights reserved. Supra is a part of UTC Climate, Controls & Security (CCS), and a unit of United Technologies Corporation. Supra and XpressKEY are registered trademarks of United Technologies Corporation. Other brand and product names are or may be the trademarks of, and are used to identify products or services of, their respective owners.

