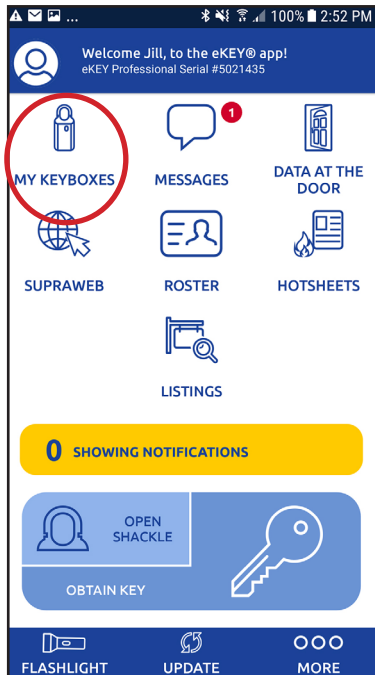


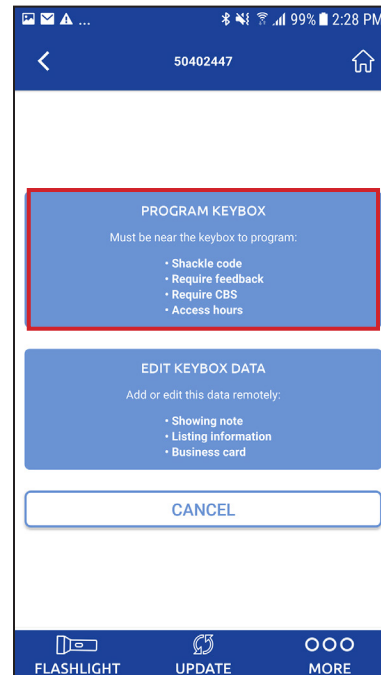
eKEY Call Before Showing (CBS)

How to Enable or Disable CBS

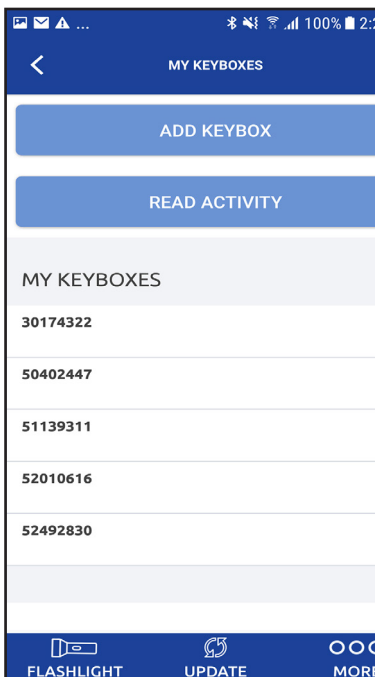
1. Open the Supra eKEY app and select **My Keyboxes**.



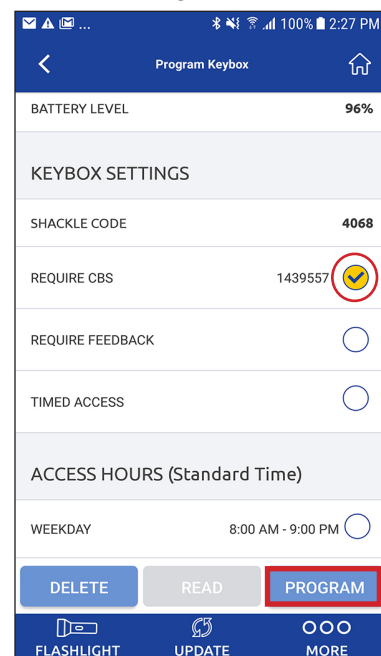
3. Select **Program Keybox**.



2. Select the keybox you want to program.



4. Select **Require CBS** to enable or disable the *Call before Showing* feature, then select **Program**.



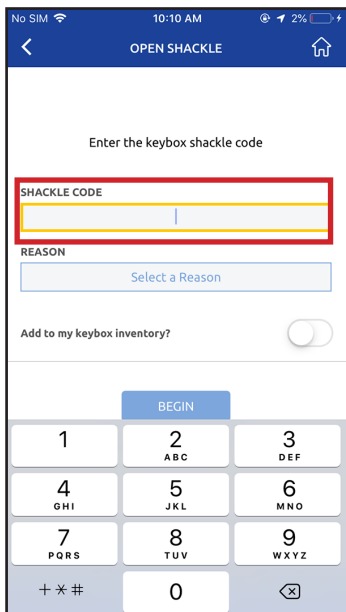
supraekey.com

800-547-0252 • © 2020 Supra. All rights reserved.

eKEY Call Before Showing (CBS)

How to Enable or Disable CBS

5. Enter shackle code. Programming changes will not take effect until shackle code is entered.



OPEN SHACKLE

Enter the keybox shackle code

SHACKLE CODE

REASON
Select a Reason

Add to my keybox inventory?

BEGIN

1 2 3
4 5 6
7 8 9
+ * # 0

6. Turn on keybox by pressing up on the bottom of the key container. The eKEY will then communicate the CBS programming instructions to the box.

